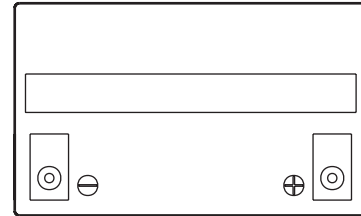
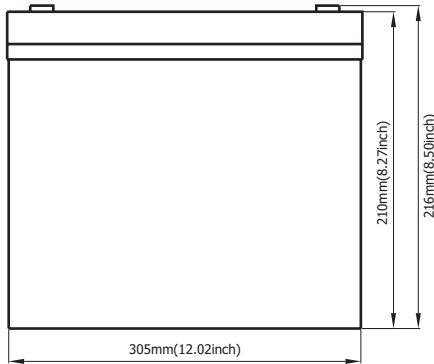


**Terminal Dimensions**



**General Purpose**

RPS Power Manager Series™ is a general purpose VRLA battery designed for a wide range of applications including Uninterruptible Power Supply (UPS), emergency lighting, communication, general purpose and other float service applications. The PM Series is provided in flame retardant, high impact case and has become the choice by OEM equipment manufacturers.

**Application**

- Alarm System
- Cable Television
- Communication Equipment
- Control Equipment
- Security System
- Medical Equipment
- UPS
- Emergency Power System

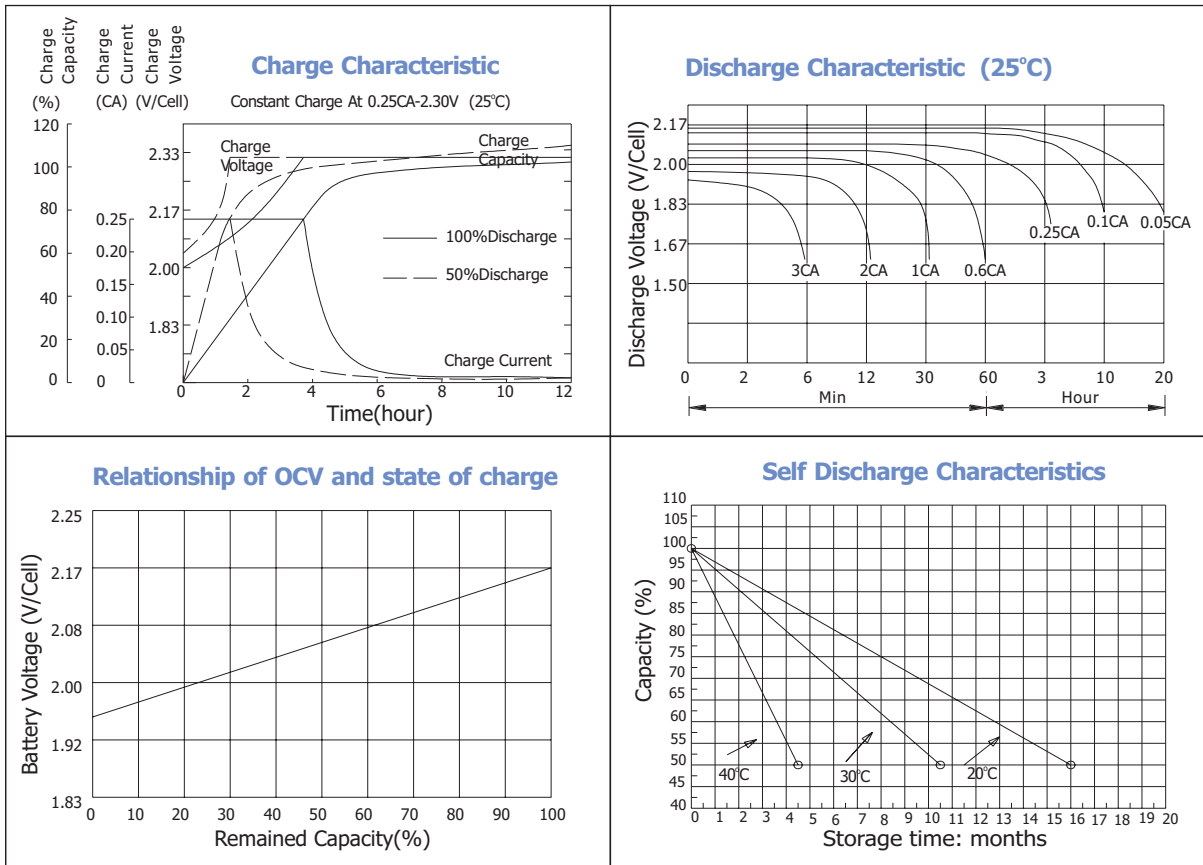
**General Features**

- Sealed & Maintenance Free Operation
- Non-Spillable Construction
- Patented O-Ring Post Seal Support
- UL94V-0 ABS Flame Retardant Case
- Thermally Welded Case to Cover Bond
- Exceptional Deep Discharge Recovery
- Low Pressure One-Way Safety Release Valve
- 100% Recyclable Materials

**Construction**

- Component .....Raw material
- Positive .....Lead dioxide
- Negative .....Lead
- Container .....ABS
- Cover .....ABS
- Sealant .....Epoxy Resin
- Safety valve .....EPDR
- Terminal .....Copper
- Separator .....Fiber glass
- Electrolyte .....Sulfuric acid

Battery Model	PM100-12			
Designed Floating Life	8 Years			
Capacity(25°C)	20HR(5.2A,1.75V)	10HR(10A,1.75V)	5HR(17A,1.75V)	1HR(65A,1.75V)
	104AH	100AH	85AH	65AH
Dimensions	Length	Width	Height	Total Height
	306mm(12.09inch)	168mm(6.62inch)	210mm(8.27inch)	216mm(8.50inch)
Approx. Weight	32Kg (70.57 lbs)			
Internal Resistance	Full charged at 25°C: 0.0048 Ohm			
Self Discharge	3% of capacity declined per month at (25°C)			
Capacity Affected by Temp.(20HR)	40°C	25°C	0°C	-15°C
	102%	100%	85%	65%
Charge Voltage(25°C)	Cycle use		Float use	
	14.4-15V(-30mV/ °C), max. Current: 25A		13.6-13.8V(-20mV/ °C)	



**Constant current discharge ratings-amperes at 25°C**

F.V/Time	5MIN	10MIN	15MIN	30MIN	1HR	3HR	5HR	10HR	20HR
1.60V	350	240	175	105	66.0	27.3	19.1	10.6	5.27
1.67V	315	219	170	102	65.9	27.2	18.9	10.4	5.25
1.70V	299	211	164	100	65.7	27.2	18.9	10.4	5.25
1.75V	266	195	155	98.0	65.0	27.0	18.8	10.2	5.23
1.80V	240	181	148	95.0	64.2	26.9	18.6	10.0	5.04
1.85V	182	149	128	87.4	63.5	26.8	18.5	9.8	4.74

**Constant power discharge ratings-watts at 25°C**

F.V/Time	5MIN	10MIN	15MIN	30MIN	1HR	3HR	5HR	10HR	20HR
1.60V	577	398	310	198	130	52.4	36.5	21.2	10.5
1.67V	547	393	307	194	126	52.4	36.5	20.9	10.5
1.70V	511	383	302	189	122	52.4	36.5	20.7	10.5
1.75V	476	358	284	184	121	51.6	36.1	20.4	10.5
1.80V	427	333	267	179	119	50.9	35.5	20.0	10.1
1.85V	342	276	233	164	118	50.7	35.0	19.7	9.5



ISO9001:2000 Certificate



G4M20206-0910-E-16



MH28539



RBRC

